

- 2008

179

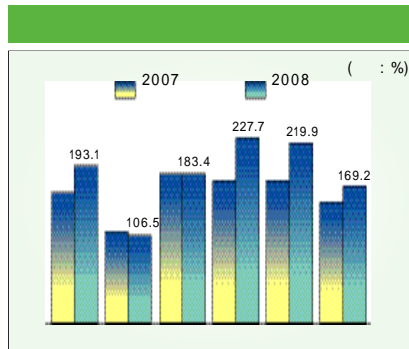
2008

가

가

가

가



가

가

(가) 가

3 가

33.3%

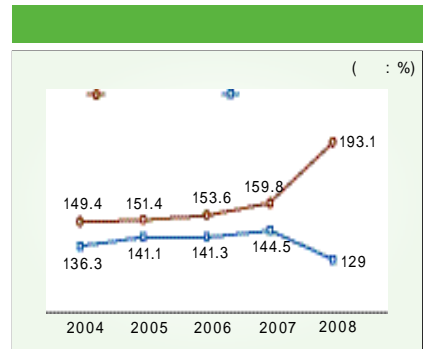
가 가

가

가

159.8% 33.3%p

193.1%



227.7%,

가 219.9%

106.5%

169.2%

가 가

15.5%p

129.0%,

8.2%p

105.4%

(61.4% 58.5%)

(1.3%

0.7%)

(37.4%

40.8%) 가

2008

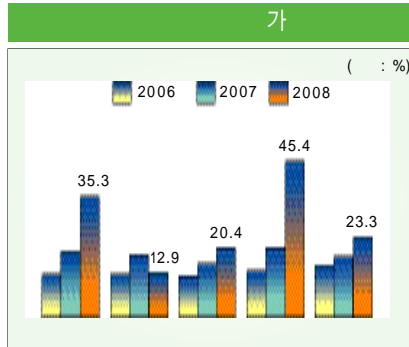
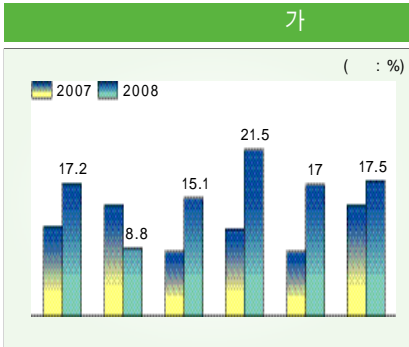
100%

89.4%

1.5%p 가

가

가



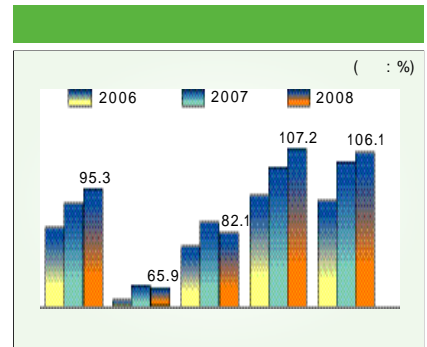
가 가

가

2008

(: , %)

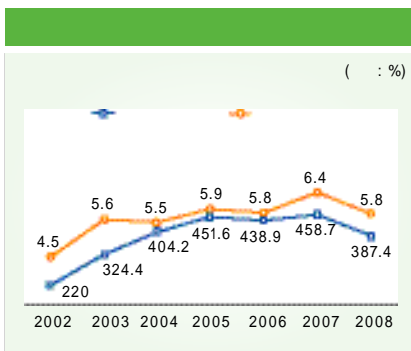
	2006		2007		2008	
5	1,685	15.1	1,603	14.2	1,804	16.0
5 10	8,309	74.3	8,379	74.2	8,144	72.3
10 20	530	4.7	627	5.6	653	5.8
20	278	2.5	298	2.6	305	2.7
	377	3.4	383	3.4	353	3.1
	11,179	100.0	11,290	100.0	11,259	100.0



가 가
 .
 0.8%p, 1.6%p 4.5%, 5.0%
 , 0.6%p
 5.0%, 6.3%
 (/)
 가
 71.3%p 387.4%
 ,
 가 1.4%p, 2.6%p,
 3.3%p ,
 9.5%p -
 0.2% .
 2008
 가 16%
 1.8%p , 20
 0.3%p
 가

가 86.3%
 87.1% 0.8%p 가
 (13.7% 12.9%) (6.4%
 5.8%)
 , 가
 4.0%p
 4.5%, 3.3%p
 3.1%
 [(가+ +
)/(+)×100]
 가 가 ,
 (293.4%)
 95.9% 3.9%p
 .
 7.1% 0.3%p ,
 가 87.1%
 0.8%p 가 .
 0.1%p 1.5%,
 1.6%p
 20.0%, 0.2%p
 6.0%,
 가 12.2% 가 3
 7,769 , 1 3 4,000
 .
 7 가
 (/)
 0.1 p 0.8 .

0.2 p 0.7 ,
 0.1 p 1.0 .
 (/)
 0.1 p 2.4 ,
 0.2 p
 2.6
 2.0 , 2.5 .
 (/ ×
 365) 가 (19.6%)
 () 가
 (30.2%) 4.5
 95.3 2002
 가 .
 2.9
 82.1
 5.7 , 2.7 107.2 ,
 106.1
 .
 가가
 2008
 가가
 ,
 . 가
 가 , (42.0%
 29.9%) (43.1%
 51.1%), (2.3% 3.3%),
 (6.6% 8.9%), (4.2% 4.4%),
 가 (1.9% 2.4%) 가
 .
 1 20.8%



(: %)

		2004	2005	2006	2007	2008	* (2008)
	가	9.7	5.4	8.1	13.6	19.6	20.4
	가	11.7	3.0	7.9	11.6	17.2	-
	가	10.1	10.7	13.0	19.2	35.3	19.1
	가	12.8	11.3	12.9	25.3	19.4	10.5
		136.3	141.1	141.3	144.5	129.0	112.8
		149.4	151.4	153.6	159.8	193.1	123.2
		40.1	39.8	39.4	38.5	34.1	44.8
		7.2	7.3	6.9	7.0	3.7	4.5
		37.5	41.8	42.1	48.4	27.2	30.5
		5.5	5.9	5.8	6.4	5.8	5.9
		5.6	6.1	6.0	6.4	3.1	2.4
	가/	94.7	94.2	94.2	92.0	95.9	97.0
	/	87.9	87.1	86.9	86.3	87.1	83.1
		1.4	1.3	1.3	1.4	1.5	1.4
()		1.0	1.0	0.9	0.9	0.8	1.2
		2.6	2.5	2.4	2.3	2.4	2.5
		6.8	6.9	7.0	7.5	8.8	12.6
	가 가	16.2	15.7	15.8	17.6	14.3	21.4
		16.9	15.6	14.7	15.8	11.5	22.2
		88.6	86.6	89.6	109.7	76.6	65.7

: 「2008」 (109.7% 76.6%)
 ,1 가가 () 가가
 1 3,060 1 1,820
 9.5% . 8.0%p 51.1%
 (43.1% 51.1%) 2001
 (15.8% 11.5%), 2008 3 4
 가가 (17.6% 14.3%),

		(2007)	(2008)
		1,207	915
		-2,681	-3,984
		1,468	3,311
		-6	243
		2,743	2,738
		2,738	2,982
	%	51.0	30.4
	%	341.9	227.8
	%	3.1	2.0
	%	218.9	161.1
	%	248.9	109.1
	%	45.0	21.5
	%	4.4	2.3
	%	13.9	7.7

9
 2008
 가
 가
 2 4,300
 2 4,900 가
 2008
 가
 24.2% 9.2
 . 2008
 39.8
 13.0 가
 가
 가 . 2008
 가
 가
 18.4 가
 33.1
 (12.1 9.2)
 (28.5
 46.6) 가 2008
 30.4% 20.6%p
 . 2008
 가
 227.8% 2007 (341.9%)

